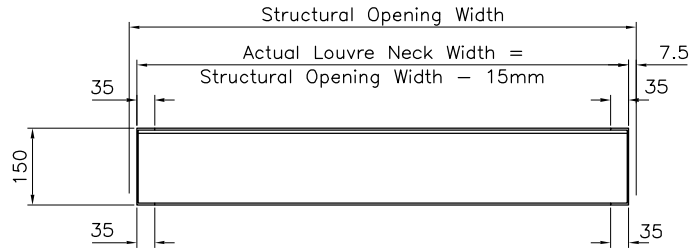
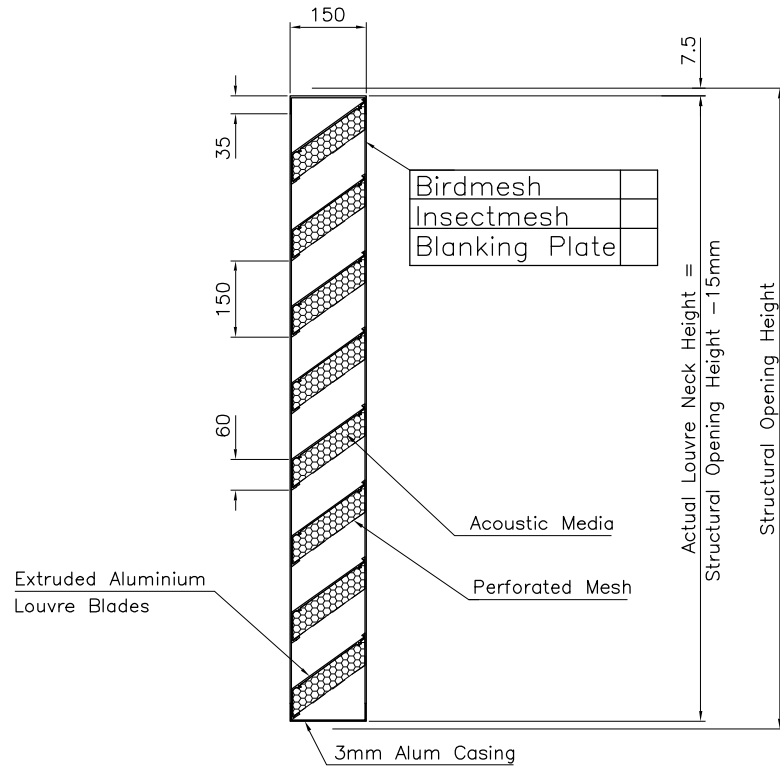
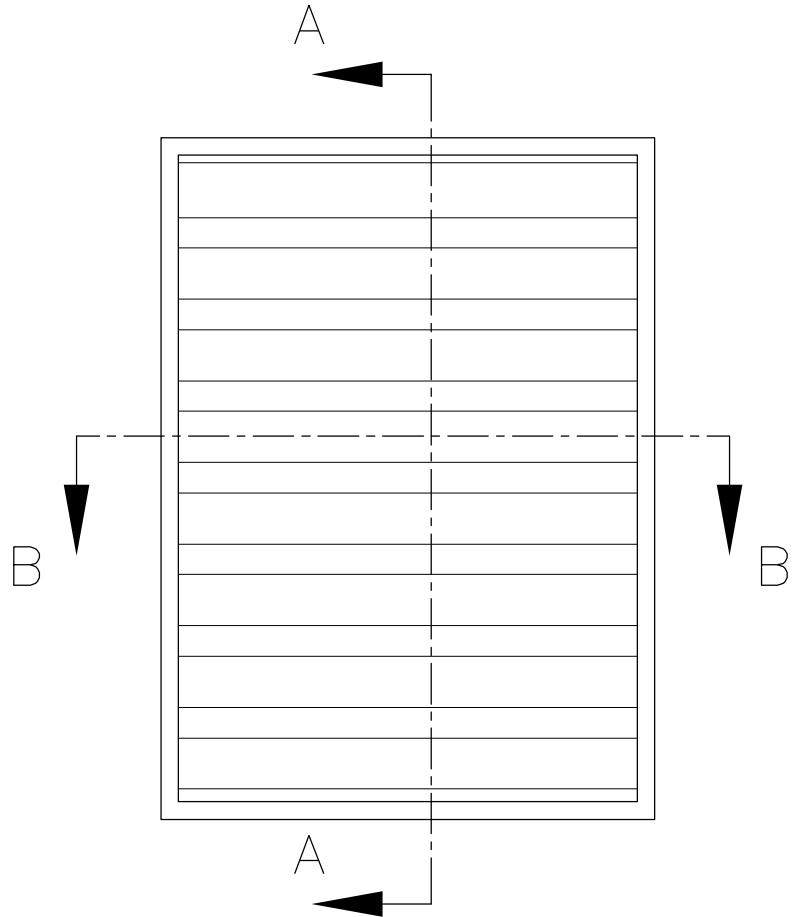


Acoustic Louvre Type	Sound Reduction Index in db at Octave Band Centre Frequencies (HZ)							
	63	125	250	500	1K	2K	4K	8k
AL150 Single Bank (150mm Deep)	4	4	6	9	12	17	11	10

Structural Opening Sizes (mm)			
Qty	Ref	Width (mm)	Height (mm)



Sectional Plan On Arrow B.B.



Sectional Side Elevation On Arrow A.A.

Notes
All dimensions must be checked on site and not scaled from this drawing

AL150 Louvre System
Material
Extruded Aluminium Blades
Pressed Aluminium Frame

Blade Thickness 2.5mm
Frame Thickness 3mm
Louvre Depth 150mm

Finish;
Polyester Powder Coated
Colour Ref: _____

Date	Revisions

LINCO ENGINEERING
MIDLANDS LTD
88 Heming Road,
Washford Industrial Estate,
Redditch,
WORCS,
B98 0EA,
TEL: (01527) 518333
FAX: (01527) 518666
e-mail: linco@btconnect.com
www.lincoengineering.com



Client. _____

Project. _____

Drawing Title
AL150 Acoustic
Aluminium Louvre
Channel Frame

Scale 1:5

Date Jan08 Drawn by: K.P.

Dr. No.	Rev.
AL150 02	-